

## HOW TO USE TYVASO DPI

# Open, Load, Inhale.



TYVASO DPI® (treprostinil) Inhalation Powder is a discreet, easy-to-use dry powder inhaler that comes with prefilled, single-dose cartridges.

This guide includes instructions and tips for you to reference while taking TYVASO DPI. This information does not take the place of talking to your doctor about your condition or treatment approach.

### Before taking your dose

- ✓ Make sure you have the right cartridge for your dose
- ✓ Tear off 1 strip of cartridges and check the expiration date
- ✓ Push on the white plastic to remove the cartridge from the strip
- ✓ Fully read all steps before taking your treatment to confirm you're dosing correctly

---

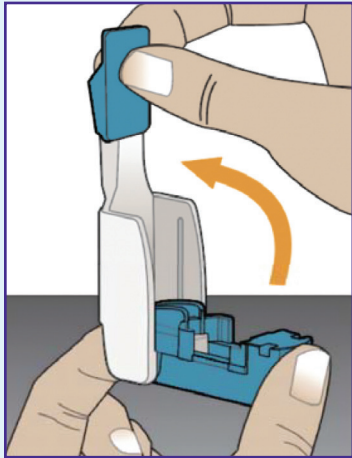
**For more information, see the TYVASO DPI  
Instructions for Use manual.**

---

**TYVASO DPI**<sup>®</sup>  
(treprostinil) INHALATION  
POWDER

# TAKING YOUR DOSE

## 1 Open

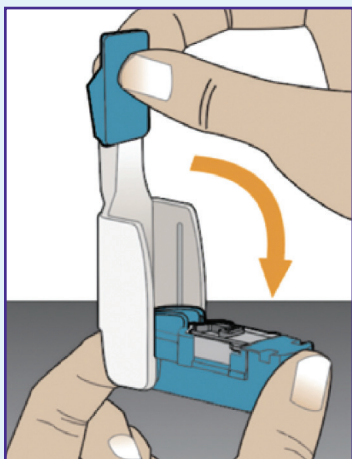


Keep inhaler flat and open by lifting the mouthpiece to an upright position.

### QUICK TIP

**No refrigeration required for TYVASO DPI. If removing your cartridge or inhaler from the fridge, wait 10 minutes to remove any condensation before taking a dose.**

## 2 Load



Place cartridge in the inhaler and bring down the mouthpiece to close.

### QUICK TIP

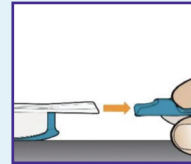
**You should feel a *snap* when the inhaler is closed.**



**After loading, keep inhaler level to avoid spilling any TYVASO DPI powder.**

## 3 Inhale

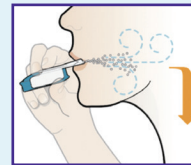
**Remember to read all of the instructions below before taking your dose. For more information, see the TYVASO DPI Instructions for Use manual.**



Remove mouthpiece cover and fully exhale away from inhaler before taking a dose.



Keep your head level, seal your lips around the mouthpiece, and tilt the inhaler slightly downward to prevent your tongue from blocking the powder.



Breathe in deeply through the inhaler. While taking your dose, **DO NOT** tip the end of the device upward.

### QUICK TIP

**All you need is 1 normal, deep breath for each cartridge.**

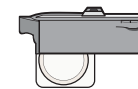


Take the inhaler out of your mouth, hold your breath for as long as you comfortably can, and blow out before continuing to breathe normally.

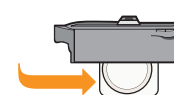
### QUICK TIP



**NEW**



**USED**

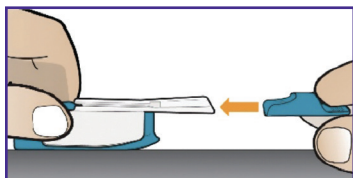


**You'll know the cartridge has been used when the cup moves to the middle. If your TYVASO DPI dose requires multiple cartridges, be careful not to mix NEW cartridges with used ones.**

**If your dose requires more than 1 cartridge, repeat the previous steps for each cartridge.**

**TYVASO DPI**  
(treprostinil) INHALATION POWDER

# AFTER TAKING YOUR DOSE



Place the mouthpiece cover back onto the inhaler, lift it up, and remove the used cartridge.



Throw out the used cartridge in your regular household trash.

---

**Once the mouthpiece cover is on, store your inhaler in a clean, dry place at room temperature. Throw out the inhaler after 7 days and replace with a new inhaler.**

---



For additional storage and care information for TYVASO DPI, see the Instructions for Use manual. Learn more by scanning this QR code or visiting [TYVASODPI.com](https://www.tyvasodpi.com).



**United  
Therapeutics**  
A PUBLIC BENEFIT CORPORATION

**TYVASO DPI**<sup>®</sup>  
*(treprostinil)* INHALATION  
POWDER

TYVASO DPI is a registered trademark of United Therapeutics Corporation.

© 2025 United Therapeutics Corporation. All rights reserved. US/TYV/1169 Printed in USA.